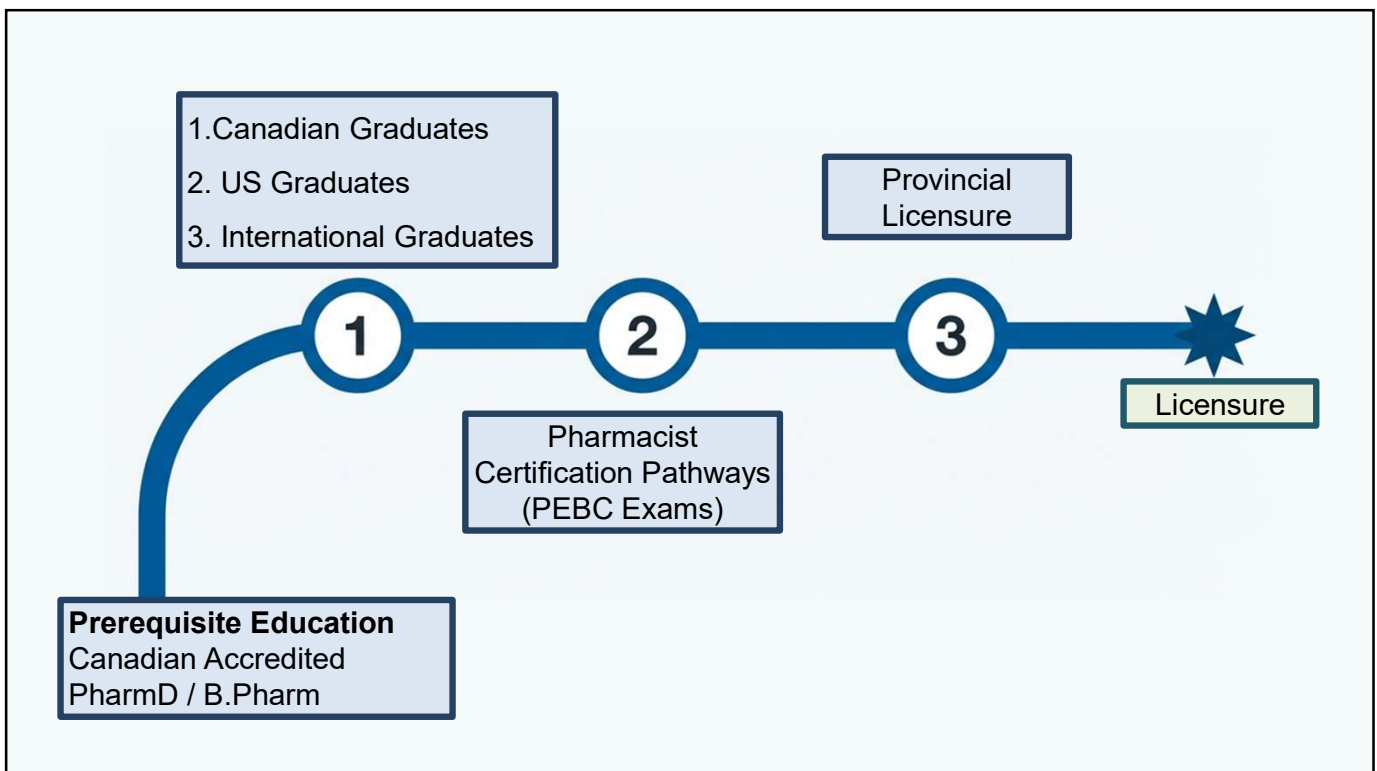


# How to Become a Licensed Pharmacist in Canada

## Complete Step-by-Step Guide

By



# Prerequisite Education

## The Two Starting Paths

### Canadian and US Graduates

<b>Requirement</b>	Doctor of Pharmacy (PharmD).
<b>Condition</b>	Must be from a CCAPP-accredited Canadian university.

### International Graduates (IPG)

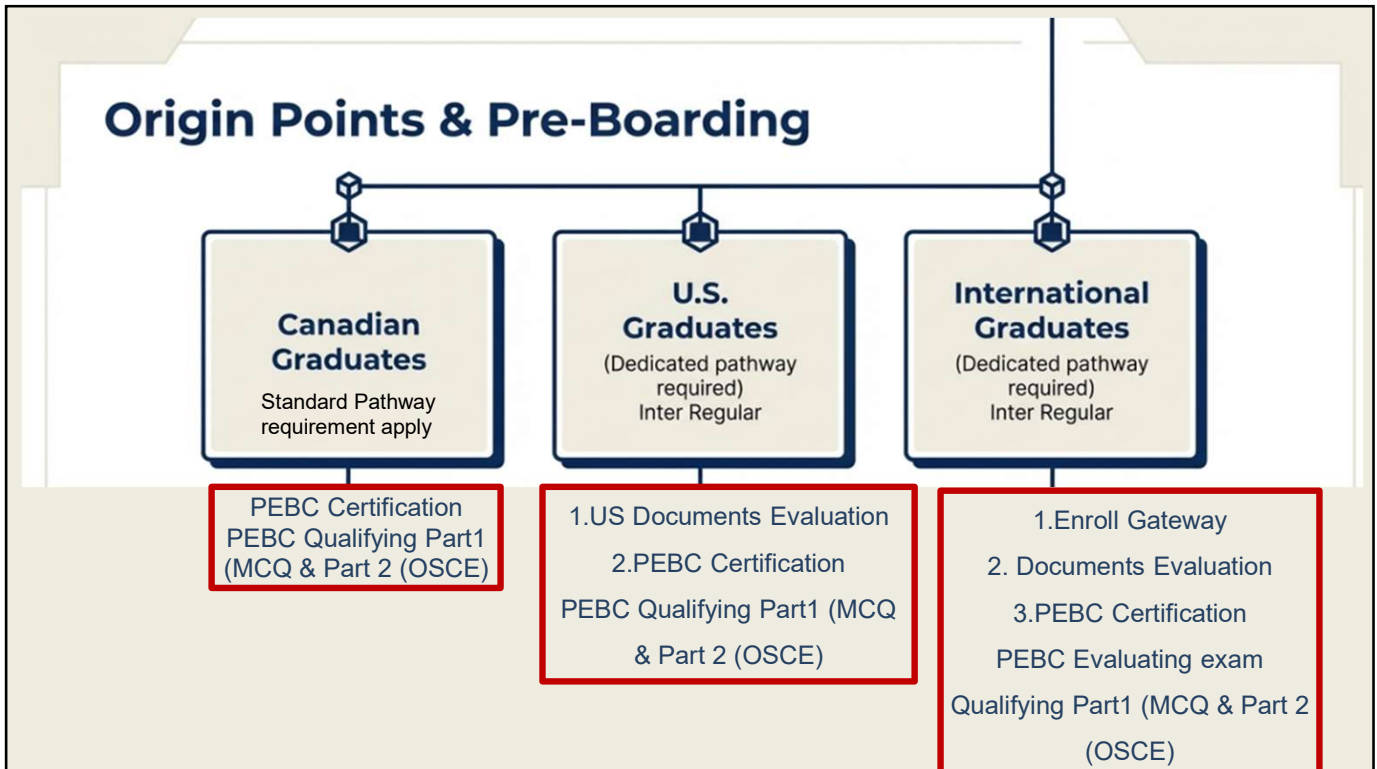
<b>Requirement</b>	Bachelor of Pharmacy or PharmD.
<b>Condition</b>	From a recognized university outside Canada.
<b>Mandatory Add-on</b>	Must undergo credential verification and evaluation.

The screenshot shows the PEBC.ca website. At the top, there is a navigation bar with links for "Pharmacists" (in a dark blue box) and "Pharmacy Technicians" (in a red box). To the right of these are links for "About PEBC", "Latest News", and a "CANDIDATE PORTAL" button. The PEBC logo is centered in the navigation bar. Below the navigation bar, there are two large panels. The left panel, with a blue tint, features a photo of a pharmacist and a technician, with the text "I AM A PHARMACIST CANDIDATE" and a blue "ENTER" button. The right panel, with a red tint, features a photo of a pharmacist and a technician, with the text "I AM A PHARMACY TECHNICIAN CANDIDATE" and a red "ENTER" button. Below these panels, a white banner contains the text "The Pharmacy Examining Board of Canada" and "Celebrating more than 60 years of providing excellence in certification for the pharmacy profession." A source attribution "Source: PEBC.ca" is visible in the bottom left corner of the screenshot.

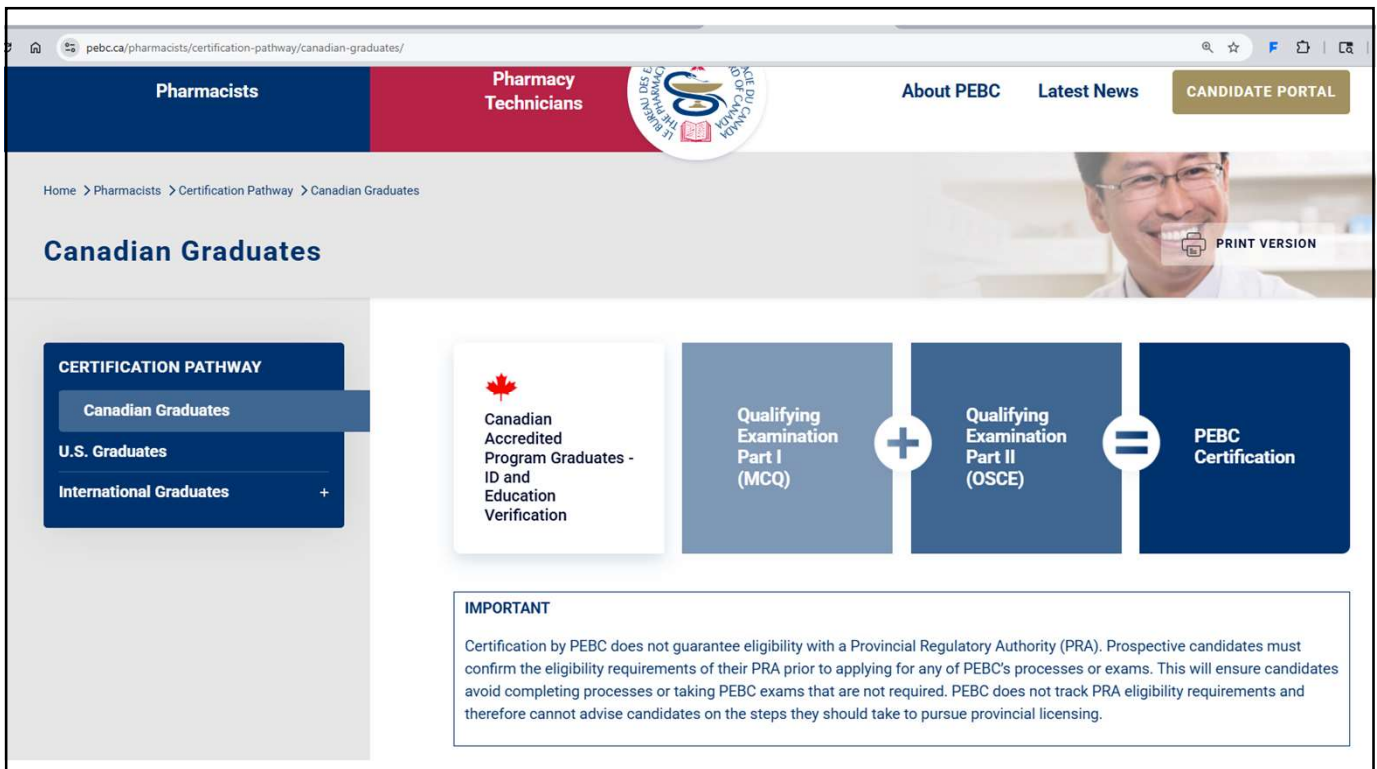
# Pharmacist Certification Pathways (PEBC Exams)

The screenshot shows the PEBC website with the following structure:

- Navigation:** Home, About PEBC, Latest News, CANDIDATE PORTAL.
- Main Menu:** Pharmacists, Pharmacy Technicians.
- PHARMACIST CERTIFICATION PATHWAY (highlighted in red):**
  - START HERE:** Please select the appropriate link to learn more about your pathway to PEBC certification:
    - Canadian Graduates
    - U.S. Graduates
    - International Graduates
  - Examination Dates and Fees**
  - Upcoming Exam Information**
  - Policies & Procedures:**
    - Exam Accommodations
    - Withdrawal Policies
    - Comments, Complaints and Requests for Further Consideration
- DOCUMENT EVALUATION:**
  - General Information and ECA Reports
  - Application
- EVALUATING EXAMINATION:**
  - General Information
  - Application
  - About the Examination
  - Preparing for the Examination:
    - Examination Subject Areas
    - Examination Design and Style
    - Demo Tutorial
    - Sample Questions
    - References and Learning Resources
    - Syllabus
- QUALIFYING EXAMINATION:**
  - General Information
  - Information Video
  - Application for Part I (MCQ) and II (OSCE)
    - ID and Education Verification for Canadian Grads
  - About the Examination:
    - Part I (MCQ)
    - Part II (OSCE)
  - Preparing for the Examination:
    - Qualifying Examination Blueprint
    - References and Learning Resources
    - Part I (MCQ) +
    - Part II (OSCE) +
  - Examination Scoring and Results



# Canadian Graduates



The screenshot shows the PEBC website for Canadian Graduates. The page features a navigation bar with 'Pharmacists' and 'Pharmacy Technicians' tabs, and a 'CANDIDATE PORTAL' button. The main content area is titled 'Canadian Graduates' and includes a sidebar with 'CERTIFICATION PATHWAY' options: 'Canadian Graduates', 'U.S. Graduates', and 'International Graduates'. The main content area displays a flowchart: 'Canadian Accredited Program Graduates - ID and Education Verification' leads to 'Qualifying Examination Part I (MCQ)', which leads to 'Qualifying Examination Part II (OSCE)', which finally leads to 'PEBC Certification'. An 'IMPORTANT' notice at the bottom states: 'Certification by PEBC does not guarantee eligibility with a Provincial Regulatory Authority (PRA). Prospective candidates must confirm the eligibility requirements of their PRA prior to applying for any of PEBC's processes or exams. This will ensure candidates avoid completing processes or taking PEBC exams that are not required. PEBC does not track PRA eligibility requirements and therefore cannot advise candidates on the steps they should take to pursue provincial licensing.'

# US Graduates

Home > Pharmacists > Certification Pathway > U.S. Graduates

## U.S. Graduates

PRINT VERSION

### CERTIFICATION PATHWAY

- Canadian Graduates
  - U.S. Graduates
    - Certification Process
    - Eligibility
    - Pharmacists' Gateway Canada
    - Applying If You Have Graduated
    - Applying If Still Completing Program
    - ECA Reports
- International Graduates +

### PEBC Certification Process for US Pharmacy Graduates

There are 2 steps to achieving PEBC pharmacist certification:

**STEP 1**

**US DOCUMENT EVALUATION** – You must pass this evaluation of your educational and professional credentials to be eligible to take the Pharmacist Qualifying Examination.

**STEP 2**

**THE PHARMACIST QUALIFYING EXAMINATION, PART I (MCQ) and PART II (OSCE)** – When you have passed both Parts of the examination you will be certified and registered with PEBC.

# The IPG Pathway to Licensure

A Step-by-Step Registration Blueprint for International Pharmacy Graduates

## International Pharmacy Graduates (IPGs)

### Step 1: Obtain a NAPRA ID

**Action:**  
Create an account with the National Association of Pharmacy Regulatory Authorities.

**Purpose:**  
Generates the unique ID required for all future PEBC applications and provincial licensing.

### Step 2: PEBC Document Evaluation

**Action:**  
Create a Pharmacy Examining Board of Canada (PEBC) account.

**Required Uploads:**

- ✓ Government photo ID
- ✓ Official transcripts
- ✓ Pharmacy degree certificate
- ✓ Name verification documents

## Step 1: Obtain a NAPRA ID before beginning PEBC process

[Pharmacistsgatewaycanada.ca](https://pharmacistsgatewaycanada.ca)



### Step 1: Obtain a NAPRA ID

Action: Create an account via Pharmacists' Gateway Canada.

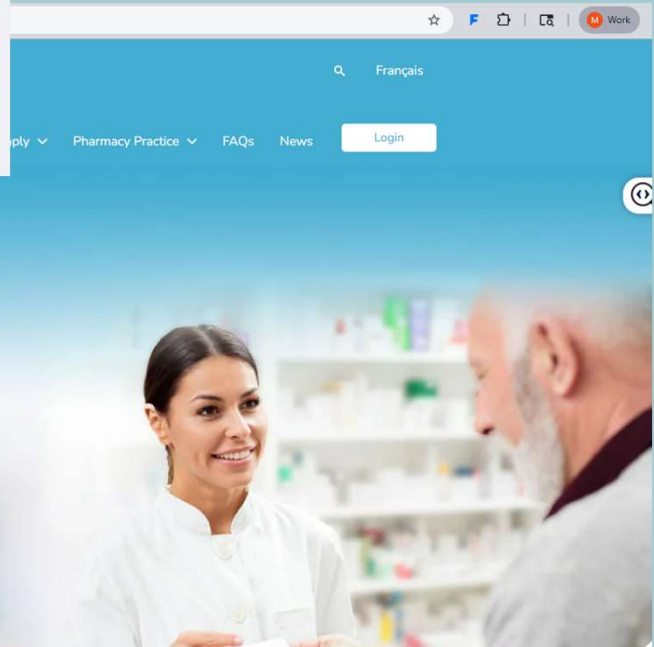
Purpose: Generates the unique national ID number required for all future PEBC applications and creates a profile to track licensure progress. (Mandatory for all provinces except Quebec).

[Pharmacistsgatewaycanada.ca](https://pharmacistsgatewaycanada.ca)

## Pharmacists' Gateway Canada for International Pharmacists

We are a central point of contact for international pharmacy graduates who wish to practise in Canada.

### Welcome




## Pharmacists' Gateway Canada (Gateway)

- Enrolment in Pharmacists' Gateway Canada (Gateway) is a mandatory first step in the process to become a licensed pharmacist in Canada, except in the province of Quebec.
- **It provides a national ID number**, which is required to apply to the PEBC for Document Evaluation, and creates a profile where candidates can track their progress using a licensure model.

Source: [Pharmacistsgatewaycanada.ca](http://Pharmacistsgatewaycanada.ca)

## Establishing Your Professional Identity

The NAPRA ID must be created on the official NAPRA website before initiating any part of the Pharmacy Examining Board of Canada (PEBC) certification process. It acts as the golden thread connecting all national and provincial regulators.



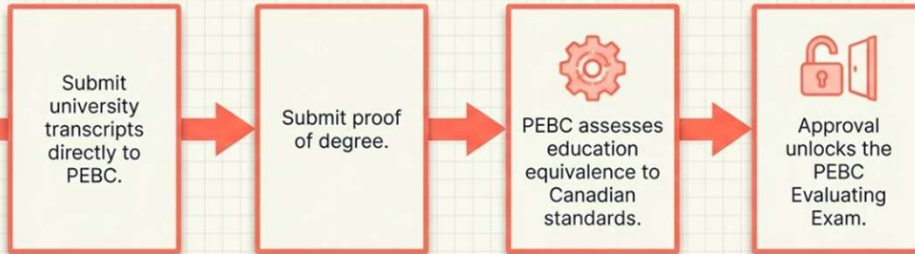
# Step 2: PEBC Documentation

PEBC.ca

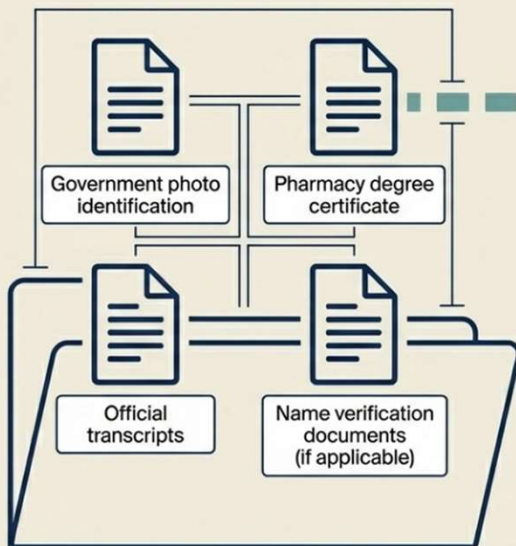
The screenshot shows the PEBC website at the URL [pebc.ca/pharmacists/certification-pathway/international-graduates/](http://pebc.ca/pharmacists/certification-pathway/international-graduates/). The page features a navigation menu with 'Pharmacists' selected, and sub-links for 'Canadian Graduates', 'U.S. Graduates', 'International Graduates' (highlighted), and 'Qatar University and Lebanese American University Graduates'. The main content area is titled 'Pharmacy Technicians' and includes links for 'About PEBC', 'Latest News', and 'CANDIDATE PORTAL'. The central text states: 'There are 3 steps to achieving PEBC pharmacist certification:'. The steps are detailed as follows:

- STEP 1**  
**DOCUMENT EVALUATION** – You must pass this evaluation of your educational and professional credentials to be eligible to take the exam you are assigned.  
You may be eligible for the [streamlined pathway](#). Please complete the [eligibility survey](#) to determine if you qualify.  
Qatar University and Lebanese American University graduates, please see [the information for your programs](#).
- STEP 2**  
**THE PHARMACIST EVALUATING EXAMINATION** – You must pass this examination to be eligible for the Pharmacist Qualifying Examination – Parts I (MCQ) and II (OSCE).  
Candidates who are eligible for the [streamlined pathway](#) do not have to complete this step.
- STEP 3**  
**THE PHARMACIST QUALIFYING EXAMINATION, PART I (MCQ) and PART II (OSCE)** – Your final step to qualifying for certification with PEBC. When you have passed both Parts of the examination you will be certified and registered with PEBC.

## The International Detour: Document Evaluation



### Proving Academic Equivalence



### International Pharmacy Graduates

University transcripts and proof of degree must be submitted directly to the PEBC to evaluate equivalence to Canadian standards.



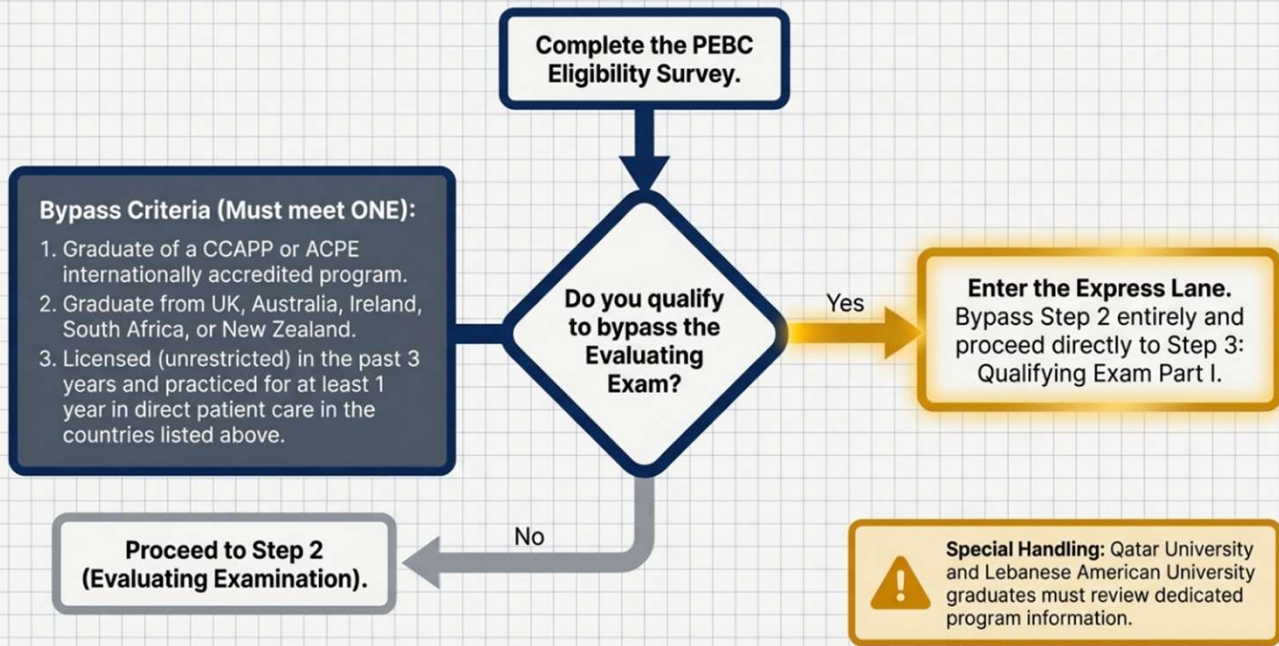
# Steamline pathway IPG express lane

PEBC.ca

## The Certification Roadmap



## The Streamlined Pathway: The IPG Express Lane



## PEBC Certification Exams

## Establishing your specific pathway: Domestic vs. International Graduates



	Canadian PharmD Graduates	International Graduates
<b>Transcript Evaluation Method</b>	Standard submission	<b>Direct Evaluation</b> (Must have university transcripts evaluated directly by the PEBC to ensure equivalence to Canadian standards)
<b>PEBC Evaluating Exam</b>	Exempt	<b>Required</b>
<b>PEBC Qualifying Exams</b>	Required (Part I & II)	Required (Part I & II)

## PEBC EVALUATING EXAM [EE]

For International Pharmacy  
Graduates (IPGs)

Pharmacists
Pharmacy Technicians
About PEBC Latest News
CANDIDATE PORTAL

**PHARMACIST CERTIFICATION PATHWAY**

**START HERE**  
Please select the appropriate link to learn more about your pathway to PEBC certification:

- Canadian Graduates
- U.S. Graduates
- International Graduates

**DOCUMENT EVALUATION**

- General Information and ECA Reports
- Application

**EVALUATING EXAMINATION**

- General Information
- Application
- About the Examination
- Preparing for the Examination
  - Examination Subject Areas
  - Examination Design and Style
  - Demo Tutorial
  - Sample Questions
  - References and Learning Resources
  - Syllabus
- Examination Scoring and Results

**QUALIFYING EXAMINATION**

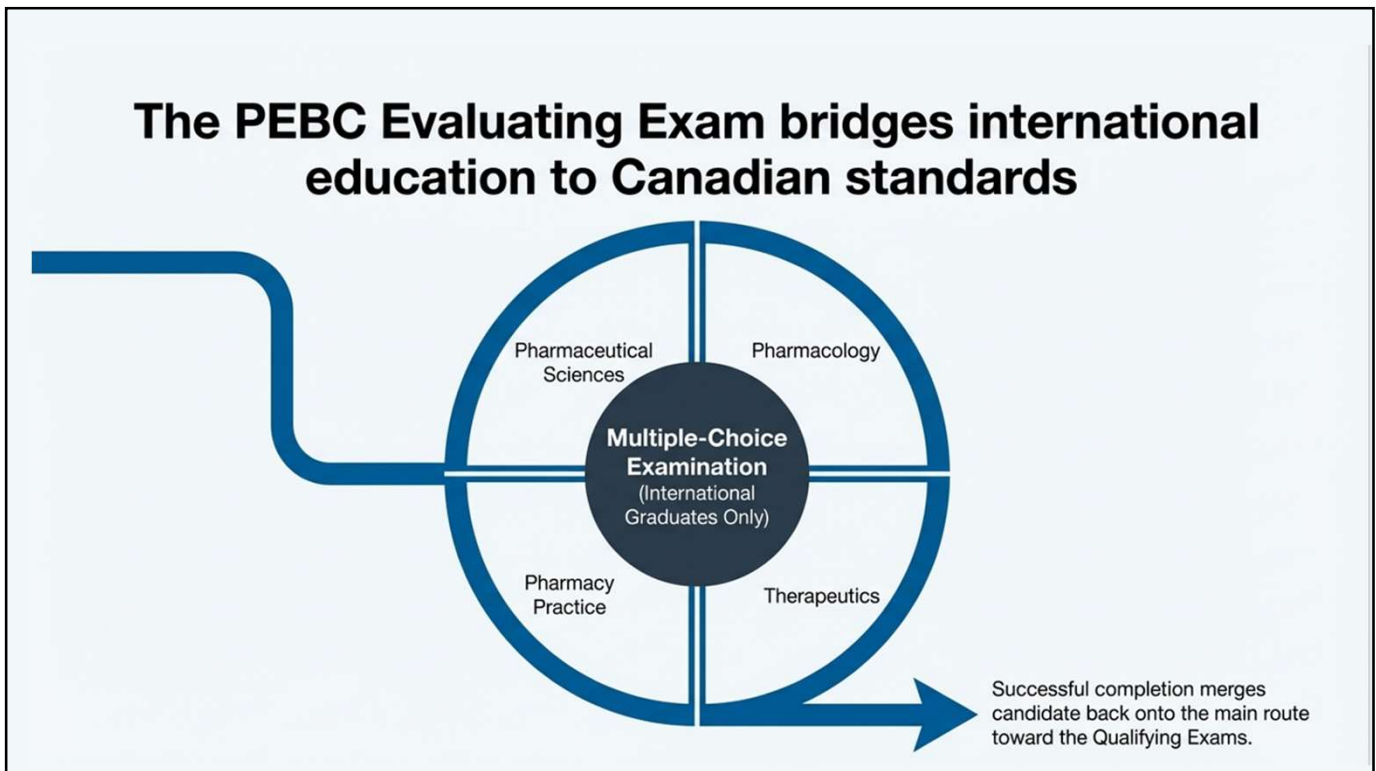
- General Information
- Information Video
- Application for Part I (MCQ) and II (OSCE)
  - ID and Education Verification for Canadian Grads
- About the Examination
  - Part I (MCQ)
  - Part II (OSCE)
- Preparing for the Examination
  - Qualifying Examination Blueprint
  - References and Learning Resources
  - Part I (MCQ) +
  - Part II (OSCE) +
- Examination Scoring and Results

**Examination Dates and Fees**

**Upcoming Exam Information**

**Policies & Procedures**

- Exam Accommodations
- Withdrawal Policies
- Comments, Complaints and Requests for Further Consideration
- Illness or Other Extraordinary Personal Circumstances



pharmacyprep.com

PHARMACY PREP  
GET REAL SUCCESS

CONSISTENTLY DELIVERING SUCCESS FOR  
OVER 25 YEARS NOW GETTING EVEN BETTER

2026  
Prep Courses

DR. MISBAH REVIEWS

COURSE LOGIN

BLOG

TO SERVE YOU FASTER WH

THE LEADER IN PHARMACY EXAMS PREP COURSES

25 YEARS of Excellence & Real Success

PHARMACIST MCQ

PHARMACIST OSCE

TECHNICIAN MCQ

PEBC EVALUATING EXAM

Rated The Best!

2026  
PEBC  
EXAMS

PHARMACY PREP  
GET REAL SUCCESS

NOW ENROLLING

Pharmacist EE

- Live Classes
- Online Classes
- Reference Books
- EE QBANK
- Enroll Now

Pharmacist MCQ

- Live Classes
- Online Classes

Qualifying Exam  
Review & Guide

## PEBC QUALIFYING EXAMS

Part 1: MCQ and Part 2: OSCE

# The Qualifying Crucible

## PEBC Qualifying Exams



### Part I: MCQ

**Format:** Computer-based Multiple Choice Questions.

**Focus:** Clinical Knowledge.

**Assessed Skills:** Pharmacotherapy, patient care, drug interactions, pharmacy calculations.



### Part II: OSCE

**Format:** Objective Structured Clinical Examination (simulated patient stations).

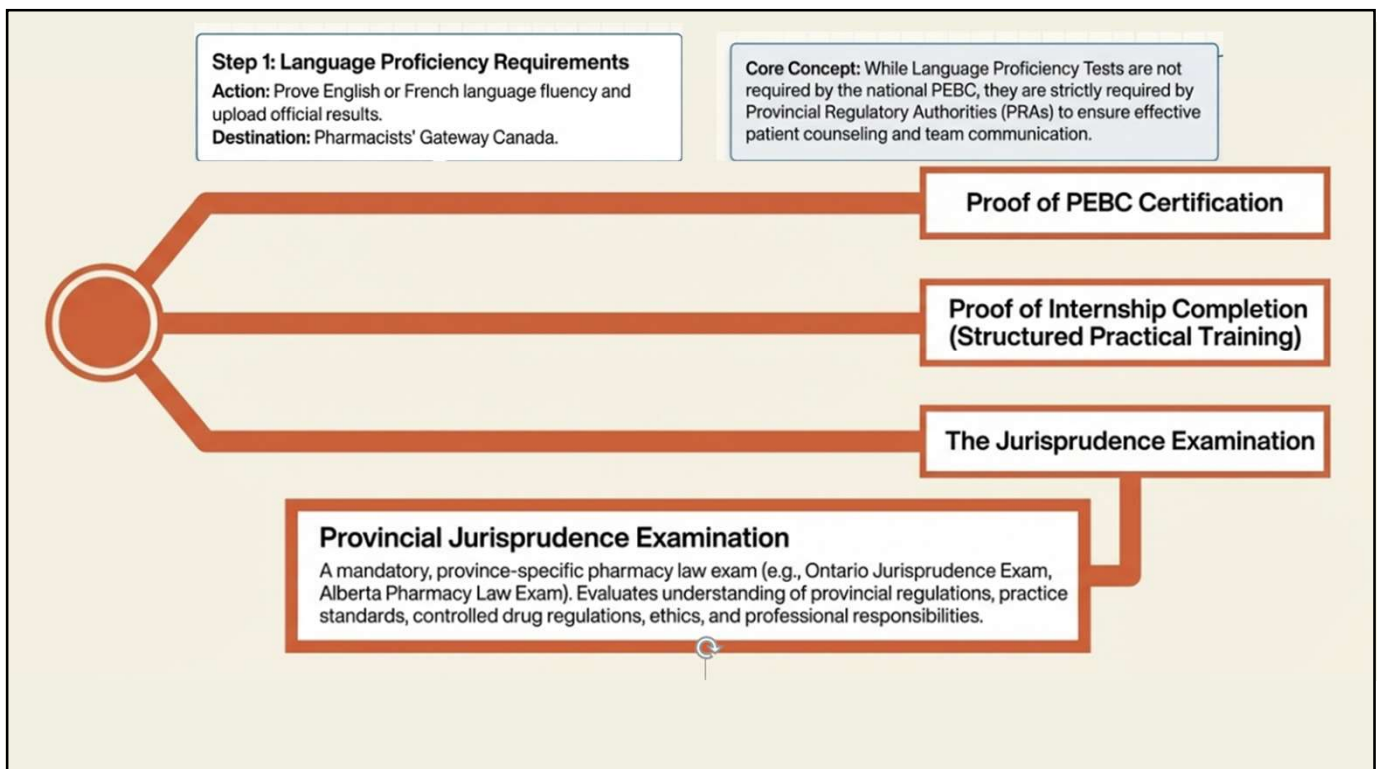
**Focus:** Real-World Pharmacy Skills.

**Assessed Skills:** Patient counselling, clinical decision making, prescription assessment, communication.

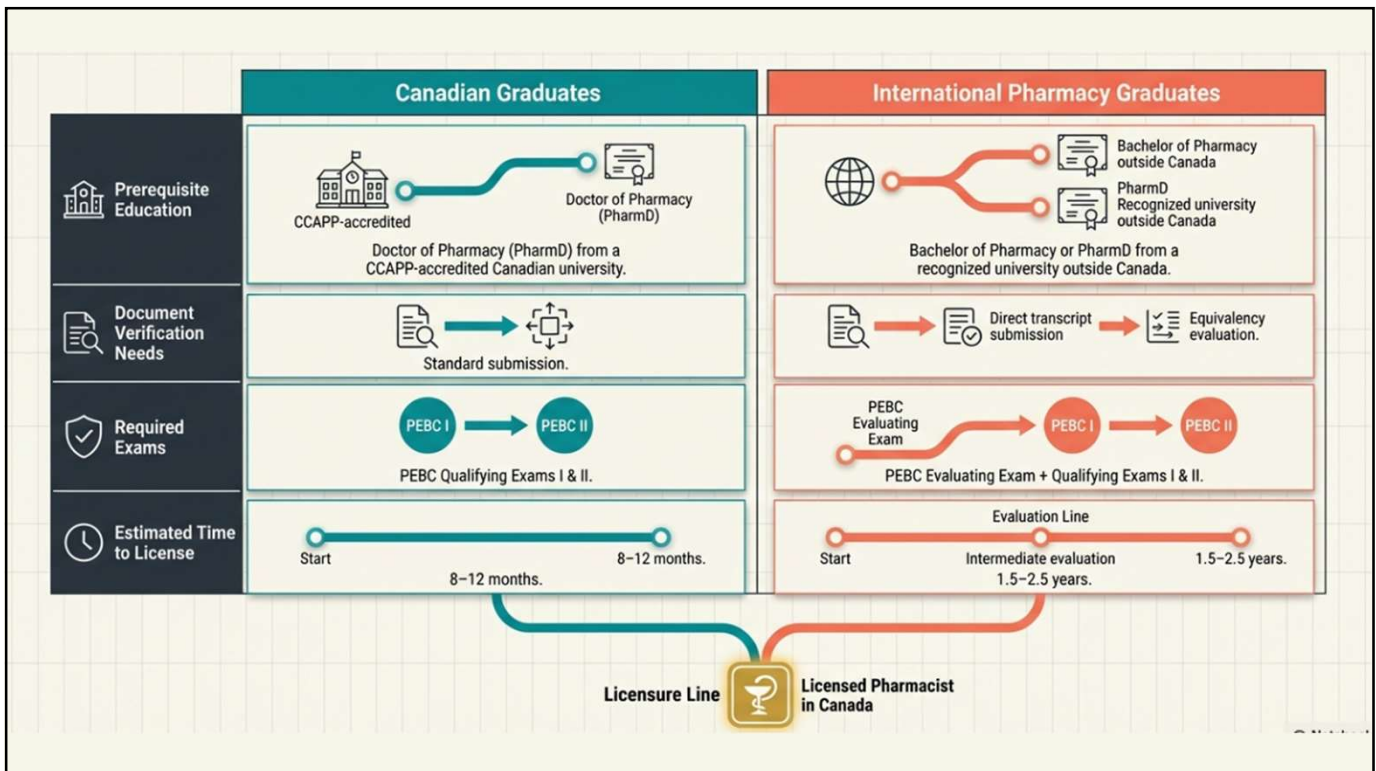
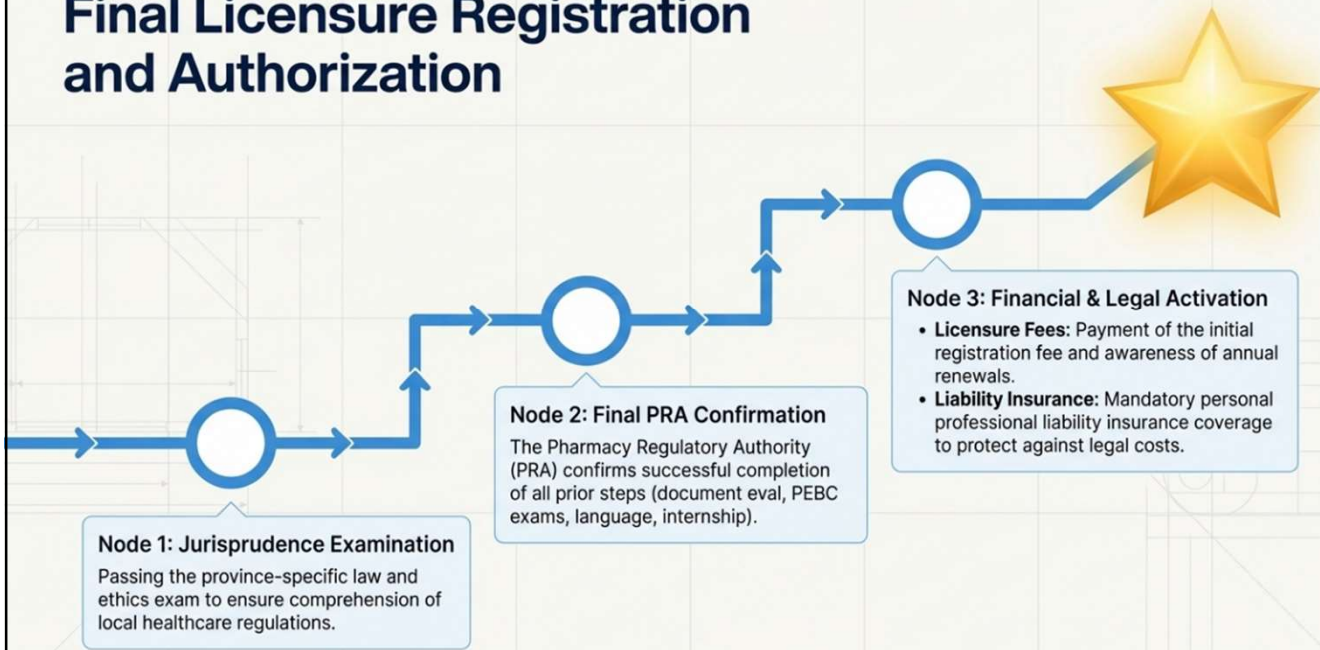
Passing unlocks Part II. →

The screenshot shows the pharmacyprep.com website. On the left is a blue navigation menu with the following items: PHARMACIST OSCE, TECHNICIAN MCQ, TECHNICIAN OSPE, UNIVERSITY PREP COURSES, ASTRX - DRUGS RESOURCE, PHARMACY SOFTWARE TRAINING, PEBC EXAM BOOKS, and WHY PHARMACY PREP?. The main content area features a 'FACULTY' section with five portraits of staff members. Below this is a blue banner that reads 'PASS EVALUATING EXAM, MCQ AND OSCE WITH CONFIDENCE'. Underneath the banner is a text block: 'Best rated Pharmacist and Pharmacy Technician PEBC® Evaluating, Qualifying, MCQ, OSCE & Technician OSPE courses that include books, lectures, question banks, mock exams, study plans, flash cards, memory tricks, tips and computer based tests (CBT)'. Below the text is a pink banner for 'Pharmacist PEBC® Courses' with three buttons: 'EVALUATING', 'MCQ', and 'OSCE'. To the right of the main content are three blue boxes: 'Pharmacist MCQ' with links for 'Live Classes', 'Online Classes', 'Reference Books', 'MCQ QBANK', and 'Enroll Now'; 'Pharmacist OSCE' with links for 'Live Classes', 'Online Classes', 'Reference Books', 'OSCE Mocks', and 'Enroll Now'; and 'Technician MCQ'.

# Provincial Licensure




# Final Licensure Registration and Authorization



pharmacyprep.com

- PHARMACIST OSCE
- TECHNICIAN MCQ
- TECHNICIAN OSPE
- UNIVERSITY PREP COURSES
- ASTRX - DRUGS RESOURCE
- PHARMACY SOFTWARE TRAINING
- PEBC EXAM BOOKS
- WHY PHARMACY PREP?

## FACULTY



### PASS EVALUATING EXAM, MCQ AND OSCE WITH CONFIDENCE


Best rated Pharmacist and Pharmacy Technician PEBC® Evaluating, Qualifying, MCQ, OSCE & Technician OSPE courses that include books, lectures, question banks, mock exams, study plans, flash cards, memory tricks, tips and computer based tests (CBT).

#### Pharmacist PEBC® Courses

- [EVALUATING](#)
- [MCQ](#)
- [OSCE](#)


#### Pharmacist MCQ

- [Live Classes](#)
- [Online Classes](#)
- [Reference Books](#)
- [MCQ QBANK](#)
- [Enroll Now](#)



#### Pharmacist OSCE

- [Live Classes](#)
- [Online Classes](#)
- [Reference Books](#)
- [OSCE Mocks](#)
- [Enroll Now](#)



#### Technician MCQ